

# Scout Leader

## Uniform Inspection Sheet

### Uniform Inspection.

The basic rule is neatness. Conduct the uniform inspection with common sense.

#### Attendance. Presence at inspection merits 15 points.

15 pts. Notes \_\_\_\_\_

#### Headgear. Headgear is optional.

- 5 pts.  *Boy Scout leaders* wear the olive and red visor cap, campaign hat, or troop-approved headgear.  
 *Varsity Scout leaders* wear the blaze visor cap.  
 *Cub Scout pack leaders* wear the olive and red visor cap.  
 *Den leaders* wear the same visored cap as the youth they serve.

Notes \_\_\_\_\_

#### Shirt/Blouse and Neckwear. Long or short sleeves with appropriate loops on epaulets. Neckwear is optional but must be worn according to specifications in the *Insignia Guide*.

- 20 pts.  *Male Cub Scout and Boy Scout leaders* wear the official tan shirt.  
 *Female Cub Scout leaders* wear either the official yellow blouse or the official tan blouse.  
 *Female Boy Scout leaders* wear the official tan blouse.  
 *Male Venturing leaders* wear the official green shirt.  
 *Female Venturing leaders* wear the official green blouse.

Notes \_\_\_\_\_

#### Pants/Shorts. Units have no option to change.

- 20 pts.  *Male Cub Scout and Boy Scout leaders* wear the official olive-colored shorts or pants with no cuffs.  
 *Female Cub Scout leaders* wear the official blue shorts, skirt, or pants with the yellow blouse or the official olive-colored shorts or pants with the tan blouse.  
 *Venturing leaders* wear the official gray pants or shorts.

Notes \_\_\_\_\_

#### Belt.

- 5 pts.  *Male leaders* wear the official olive web belt or official leather belt with the buckle of their choice.  
 *Female leaders* wear the official blue Cub Scout or Webelos Scout buckle with blue pants, or the official olive web belt or official leather belt with the buckle of their choice with olive pants.

Notes \_\_\_\_\_

#### Socks.

- 5 pts.  *Male Cub Scout and Boy Scout leaders* wear olive green socks with red tops with shorts or pants.  
 *Female leaders* wear the blue socks with gold tops with the blue shorts or pants, or the olive green socks with red tops with olive-colored shorts or pants.  
 *Venturing leaders* wear the official gray socks.

#### Shoes.

- 5 pts.  Must be neat and clean.

Notes \_\_\_\_\_

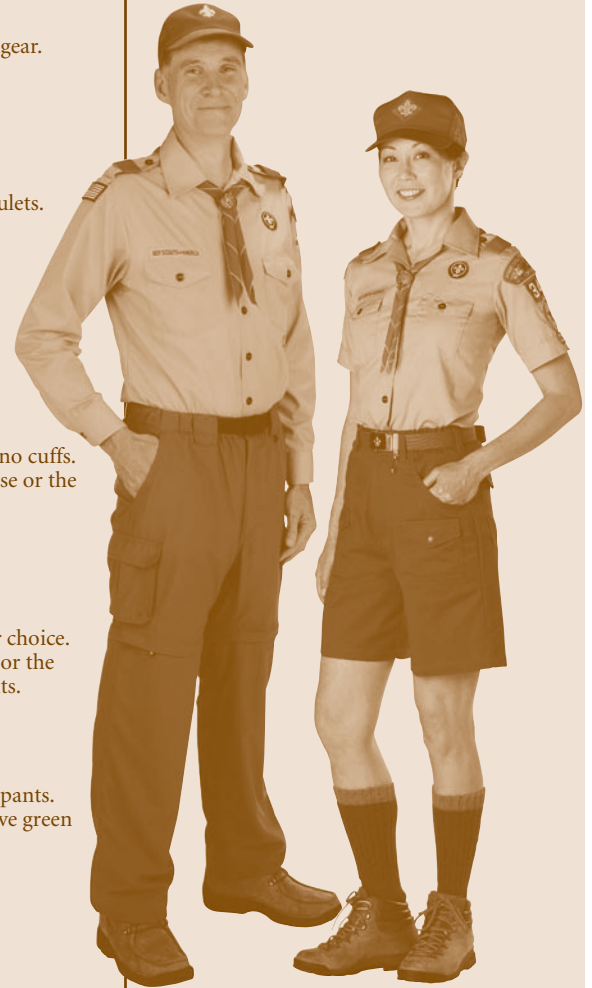
#### Uniform points. (75 points possible)

**Insignia.** Correct epaulets, 5 points. Correct placement on left sleeve, 5 points; right sleeve, 5 points; left pocket, 5 points; right pocket, 5 points. Use the checklist on the reverse of this form to help determine score.

**Insignia points from reverse (25 points possible)**

#### Total Uniform Inspection Score

A perfect score is 100 points.



## Total Uniform Inspection Score

Name \_\_\_\_\_ Unit No. \_\_\_\_\_

Address \_\_\_\_\_ District \_\_\_\_\_

Office or position in unit \_\_\_\_\_

Our unit inspection  
will be held on

Bring this form with you.

# Scout Leader Uniform Inspection Sheet

## Placement of Insignia.

The BSA's *Insignia Guide*, No. 33066, is the complete, specific reference for placement and policies regarding BSA insignia and awards.



### Shoulder Epaulets.

5 pts.

- Scouters wear the color shoulder loop of the position in which they are functioning: blue, Cub Scouting; red, Boy Scouting and Varsity Scout leaders in a troop; blaze (orange), Varsity Scouting; green, Venturing; silver, council and district; gold, regional and national.

Notes \_\_\_\_\_

### Right Sleeve.

5 pts.

- U.S. flag emblem directly below shoulder seam
- Den or emblem numeral, if applicable, below and touching flag
- Centennial or Quality Unit Award (most recent only), if applicable, 4 inches below the shoulder seam


Notes \_\_\_\_\_

### Left Sleeve.

5 pts.

- Council shoulder patch is directly below the shoulder seam.
- Veteran unit bar, if worn, is centered and touching the council shoulder patch (above) and unit numeral (below).
- Unit numeral, if worn, is centered directly underneath and touching council patch or veteran unit bar.
- Badge of office is centered and touching the unit numeral, or centered 4 inches below shoulder seam.
- When earned, the Trained leader strip is centered touching the badge of office.

Notes \_\_\_\_\_



### Right Pocket.\*

5 pts.

- Boy Scouts of America strip is centered above the pocket.
- Order of the Arrow lodge insignia is worn on the pocket flap.
- Current national Scout Jamboree insignia is centered above the BSA strip and any other items above the pocket.
- Optional insignia, if worn, is placed in the following order, from the BSA strip upward: *interpreter strip*, *Venture or Varsity strip*, *name plate*. The name plate may be worn on the pocket flap if no lodge insignia is worn.
- Temporary insignia, including one current world Scout jamboree patch, centered on pocket. Only one temporary insignia may be worn at a time, and they are not required for correct uniforming. *Cub Scout leaders and female leaders* wearing the traditional uniform shirt or blouse may wear one temporary insignia centered above the Boy Scouts of America strip.

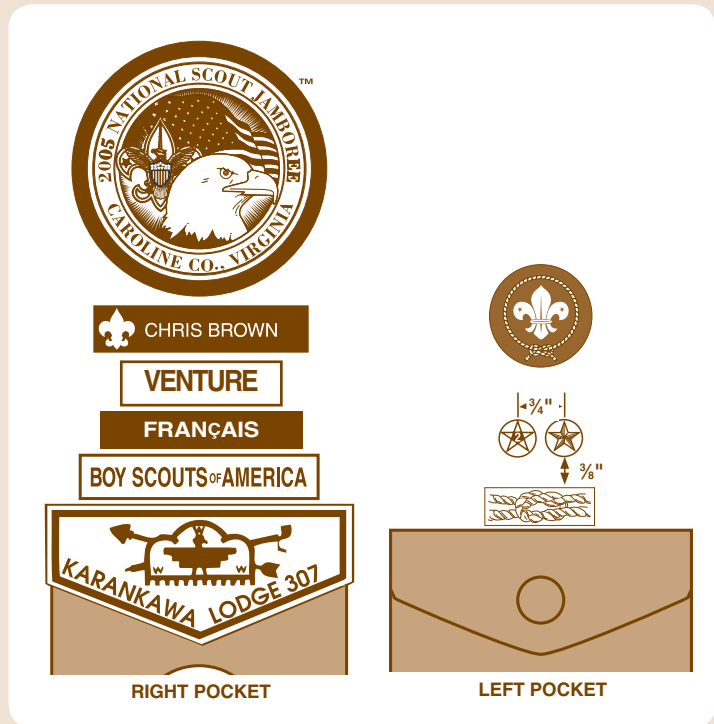
Notes \_\_\_\_\_

### Left Pocket.

5 pts.

- World Crest emblem is centered between the left shoulder seam and the top of the left pocket.
- Embroidered knots are centered above the pocket in rows of three.
- Service stars are centered above the pocket, 3/4 inch from top point to top point and 3/8 inch from either the pocket or embroidered knots.

Notes \_\_\_\_\_



### Total insignia score (transfer to other side)

25 pts.

